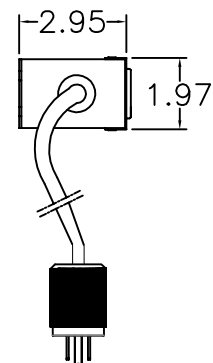
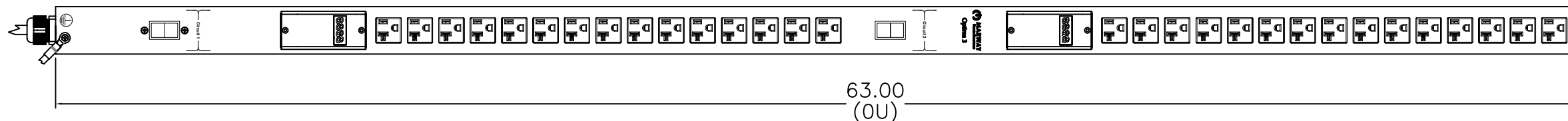



REVISIONS				
ECH#	REV	DESCRIPTION	DATE	BY
	A	INITIAL RELEASE	3/29/22	HC



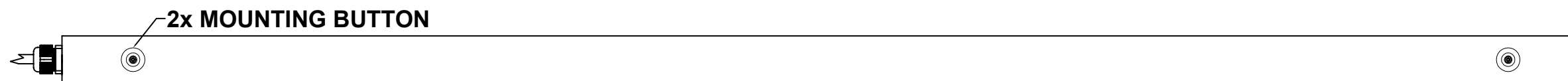
**BOTTOM VIEW**



**FRONT VIEW**



**SIDE VIEW**



**REAR VIEW**

Configuration	Features	VMtr, AMtr, Srg
	Layout	Zero U
Input 1	Voltage	100-120 Vac, Single Phase, 50/60 Hz
	Max Current	30 Amps
	Max Load	2.88 KVA
	Connection	L5-30P, 9 ft cord, 3-wire 10 ga, SJT jacket (Bottom panel)
	Voltage Monitor	Digital
	Current Monitor	Digital
Outlets	All Panels [1][2]	(30) 5-20R, 110-120V
Protection	Spike/Surge Suppression [1]	Yes
	EMI Filter [1]	None
	Over Current [1]	(2) 20A Circuit Breaker
Env Sensors	Temperature	None
	Humidity	None
	Interlocks	None
	EPO	None
Communications	Display	Multi-function Controller
	Serial	None
	Ethernet	None
	Protocols	None

Physical	Dimensions	63" H x 2" W x 3" D
	Materials	Chassis: Steel
	Finishes	Chassis: Painted Black, FrontPanel: Painted Black
Operating	Temperature	32°F to 122°F
	Humidity	5 %RH to 85 %RH
	Elevation	6,562 feet
Conformance	Warranty	<a href="http://www.marway.com/warranty">http://www.marway.com/warranty</a>
	Safety Certifications	UL, CUL, CE, RoHS
	Environment Certifications	None
Notes:	[1] Certain details of the circuitry may only be revealed by the schematic (available separately) [2] S = switched, V = monitored voltage, A = monitored amps	

<small>UNLESS OTHERWISE SPECIFIED DIMENSIONS ARE IN INCHES (MILLIMETERS) TOLERANCES ARE: ANGLES ± .5° DECIMALS .001 ± .003 DIMENSIONS .002 ± .010</small>		<small>DO NOT SCALE DRAWING</small>		<small>PROPRIETARY NOTICE THE INFORMATION CONTAINED IN THIS DRAWING IS THE SOLE PROPERTY OF MARWAY POWER SOLUTIONS. ANY REPRODUCTION IN PART OR AS A WHOLE WITHOUT THE WRITTEN PERMISSION OF MARWAY POWER SOLUTIONS IS STRICTLY PROHIBITED.</small>	
MATERIAL:	APPROVALS	METAL NO.	SILK NO.		
FINISH:	DATE	DATE	DATE	1721 S. GRAND AVE. SANTA ANA, CA 92705 PH: (714) 917-6200 FX: (714) 917-6253	
	HC	3/29/22		SPECIFICATION DRAWING— MPD 329003-000	
				SIZE	REV
				D 60955	A
				DWG NO.	
				329003-000	
				SCALE	SHEET 1 OF 1
				NONE	
				P329003-000 REV A	